

# **WORLD'S BEST WORK FORCE ANNUAL SUMMARY FOR 2023-24**



# WORLDS BEST WORK FORCE (WBWF)

➤➤➤ CREATED TO ENHANCE STUDENT ACHIEVEMENT THROUGH TEACHING AND LEARNING

➤➤➤ REQUIRES COMPREHENSIVE, LONG-TERM STRATEGIC PLANS THAT ADDRESS WBWF GOALS

- EFFECTIVE 2024-25

➤➤➤ RENAMED TO **COMPREHENSIVE ACHIEVEMENT AND CIVIC READINESS (CACR)**

➤➤➤ 5TH GOAL ADDED: PREPARE STUDENTS TO BE LIFELONG LEARNERS

# **WBWF GOALS 2023-24**

## **ALIGN WITH DISTRICT GOALS**

- 1) ALL CHILDREN ARE READY FOR SCHOOL**
- 2) ALL RACIAL AND ECONOMIC ACHIEVEMENT GAPS BETWEEN STUDENTS ARE CLOSED**
- 3) ALL STUDENTS ARE READY FOR CAREER AND COLLEGE**
- 4) ALL STUDENTS GRADUATE FROM HIGH SCHOOL**

# WBWF GOAL 1

## READY FOR SCHOOL

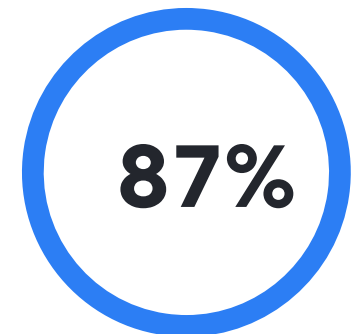
75% of students are ready for kindergarten based on teacher assessment



TARGET



ACTUAL



# WBWF GOAL 2

75% of 3rd-8th graders will meet/exceed on MCA or show a 50 SGP (Student Growth Percentile) from their fall STAR reading/math test to the spring STAR reading/math test.

## SHOW 50 SGP FROM FALL TO SPRING

GRADE 3



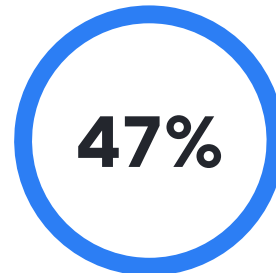
GRADE 4



GRADE 5



GRADE 6

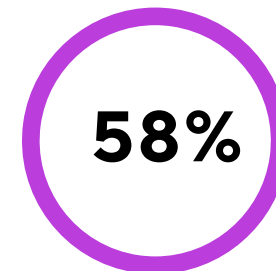


CLOSE ACHIEVEMENT GAPS

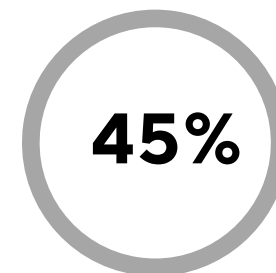
# READING

## MEET/EXCEED ON MCA

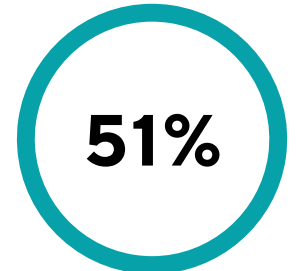
GRADE 7



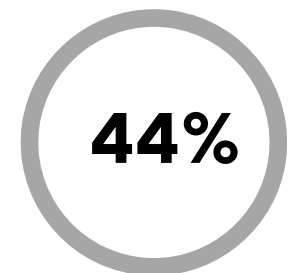
STATEWIDE



GRADE 8



STATEWIDE



# WBWF GOAL 2

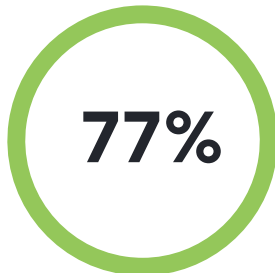
75% of 3rd-8th graders will meet/exceed on MCA or show a 50 SGP (Student Growth Percentile) from their fall STAR reading/math test to the spring STAR reading/math test.

## SHOW 50 SGP FROM FALL TO SPRING

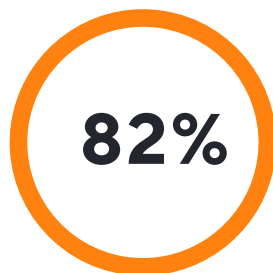
GRADE 3



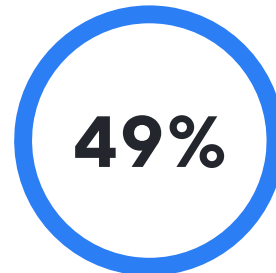
GRADE 4



GRADE 5



GRADE 6

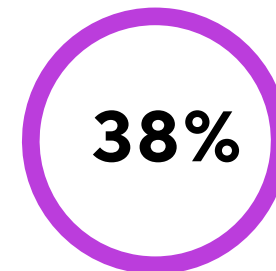


CLOSE ACHIEVEMENT GAPS

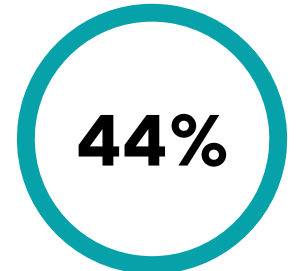
# MATH

## MEET/EXCEED ON MCA

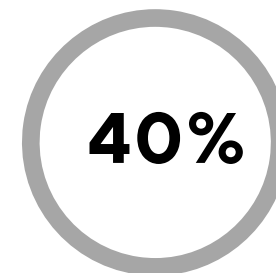
GRADE 7



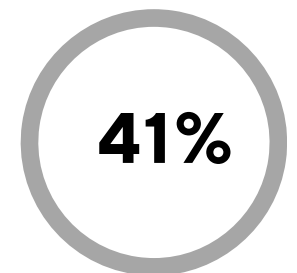
GRADE 8



STATEWIDE



STATEWIDE



# WBWF GOAL 3

CLOSE ACHIEVEMENT GAP

MCA Reading and Math proficiency rates for FRP students will increase by 3% per year



## READING

TARGET

ACTUAL

STATEWIDE

41.8%

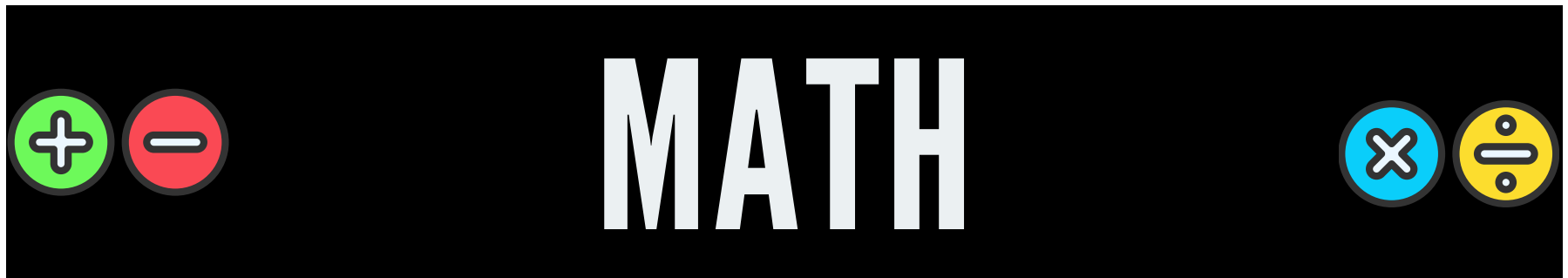
34.2%

32.8%

# WBWF GOAL 3

CLOSE ACHIEVEMENT GAP

MCA Reading and Math proficiency rates for FRP students will increase by 3% per year



TARGET

ACTUAL

STATEWIDE

37.3%

29.8%

26.3%



# WBWF GOAL 4

CAREER AND COLLEGE READY

# PLAN

100% of students graduating from Pelican Rapids High School have a plan to attend postsecondary education, military or work force.

FOUR YEAR  
DEGREE

48%

TWO YEAR  
DEGREE

8%

TECHNICAL/  
TRADE SCHOOL

14%

MILITARY

0%

WORK FORCE

21%

GAP YEAR

8%

# WBWF GOAL 5

**ALL STUDENTS GRADUATE**

**PRHS graduation  
rate will exceed the  
statewide rate**

**PRHS 2023**

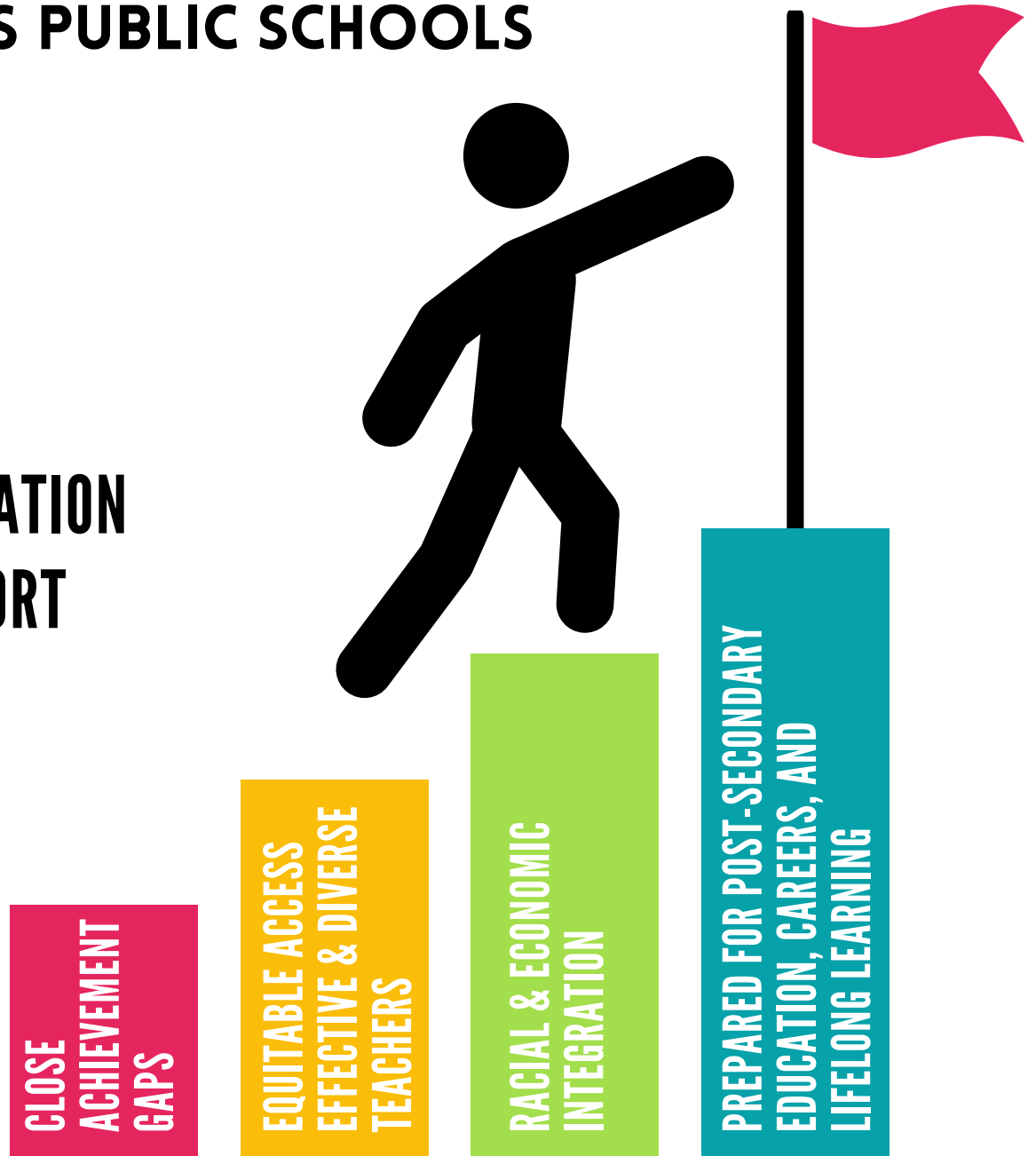
**91.1%**

**STATEWIDE**

**83.3%**

# 548 PELICAN RAPIDS PUBLIC SCHOOLS

## ACHIEVEMENT & INTEGRATION ANNUAL PROGRESS REPORT 2023-24



# ACHIEVEMENT AND INTEGRATION (A & I)

## 3 YEAR PLAN

### TYPES OF GOALS:



**CLOSE ACHIEVEMENT GAPS**



**EQUITABLE ACCESS TO EFFECTIVE AND DIVERSE TEACHERS**

- RACE, ETHNICITY, SPECIALIZED CERTIFICATES/DEGREES



**RACIAL & ECONOMIC INTEGRATION**

# A & I GOAL 1

CLOSE ACHIEVEMENT GAP

MCA Reading and Math proficiency rates for FRP students will increase by 3% per year



## READING

TARGET

41.8%

ACTUAL

34.2%

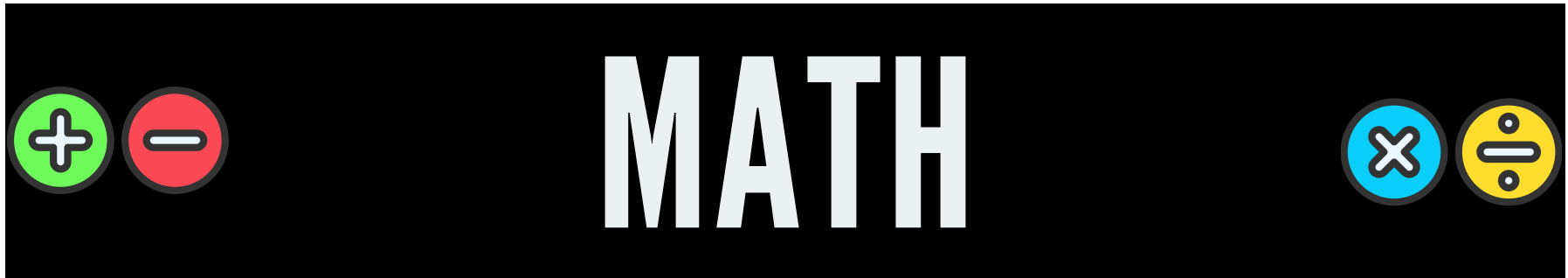
STATEWIDE

32.8%

# A & I GOAL 2

CLOSE ACHIEVEMENT GAP

MCA Reading and Math proficiency rates for FRP students will increase by 3% per year



TARGET

ACTUAL

STATEWIDE

37.3%

29.8%

26.3%

# STRATEGIES

## CORE LITERACY SUPPORT FOR STUDENTS

**Teachers**

**Programs**

**Curriculum**

**VES:**

LETRS Training

Bridges Math Curriculum

**PRHS:**

OL&LA Training



Target:

MCA Reading & Math  
proficiency scores  
increase by 3% per year

Goals not met

## FAMILY ENGAGEMENT INITIATIVES

VES continuing with  
scheduled parent  
conferences and  
family night events



Target:

90% or more parents  
attend conferences

Actual: 93.4%

Goal met

Family Night Events  
attendance average 62

## EARLY INTERVENTION FOR STUDENTS NEEDING ACADEMIC SUPPORT

- 1) PRHS parents/guardians  
of at-risk students  
contacted to schedule  
appointment to discuss  
student action plan
- 2) Mrs. Lage also schedules  
meetings for at-risk jrs/srs



Target:

Increase parent subgroup  
conference attendance  
from 40% in 2022  
to 45% in 2026

Conference Actual: 44%

Goal met

# A & I GOAL 3

## TEACHER EQUITY

Maintain student access to more effective and diverse teachers by continuing to provide **staff development** in the areas of culture, race, ethnicity, and poverty for 100% of district teachers each year between 2023 and 2026.

## STRATEGIES

### 1) EDUCATIONAL CAREER OPPORTUNITIES

- > Intro to Education course
- > Early Childhood Education course

### 2) STAFF DEVELOPMENT

## STAFF DEVELOPMENT

### 2023-24

- > 7 HABITS BOOK STUDY (ALL STAFF)
- > 7 HABITS MEETINGS-FALL WORKSHOP
- > LIGHTHOUSE TEAM-VES
- > LEADER IN ME-PRHS
- > JOHN KRIESEL, SPEAKER  
STILL STANDING, STILL SMILING

### 2024-25

- > DOC BROWN, SPEAKER  
"RAGS TO RICHES"
- > AMBERLEY SNYDER, SPEAKER  
OVERCOMING THE HARD
- > IVONA TODOROVICH, ELL STRATEGIES



# A & I GOAL 4

## INTEGRATION STRATEGY



### CULTURAL IMMERSION ACTIVITIES/EVENTS

As a racially isolated district, Pelican Rapids Schools is required to participate in minimum of 1 activity with each partnering district within each 3 year plan.

---

### PARTNERING DISTRICTS

- BATTLE LAKE
- DETROIT LAKES
- FERGUS FALLS
- FRAZEE-VEGAS
- HAWLEY
- PERHAM
- UNDERWOOD

# A & I GOAL 4

The % of student participating in Cultural Immersion Events/Activities with **increased understanding and comfort levels with students different from themselves** (racially, ethnically, socioeconomically) will increase from an aggregate 65% in 2023 to 75% in 2026.



Target:  
increase from 65% in 2023  
to 75% in 2026

Actual: 86%

Goal met